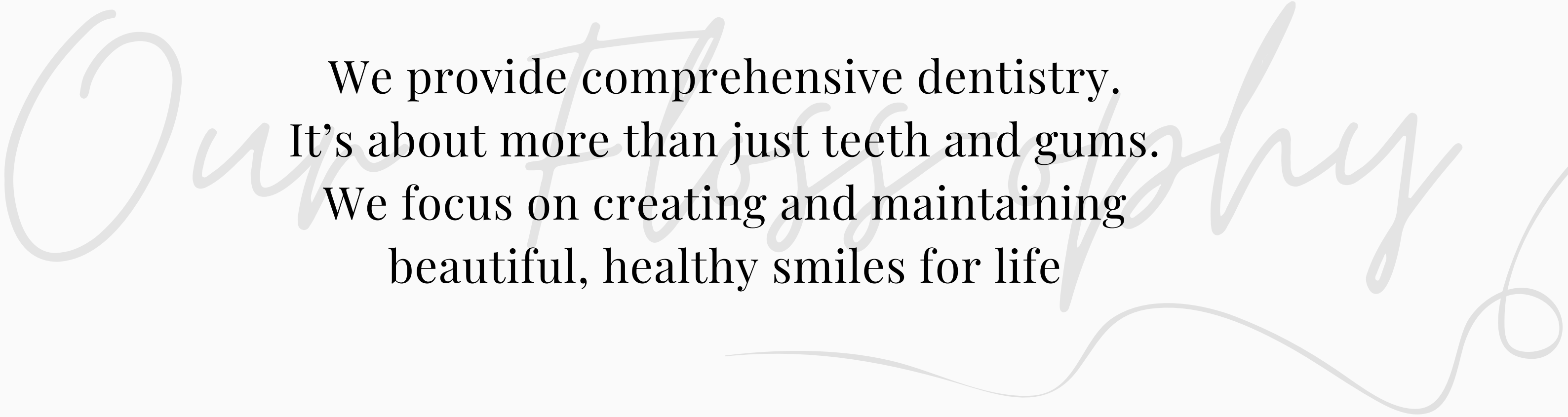


Welcome to your virtual
Invisalign Consultation



We provide comprehensive dentistry.
It's about more than just teeth and gums.
We focus on creating and maintaining
beautiful, healthy smiles for life

01 *Your Bite*

Issues with your bite can make it difficult to chew and bite into some foods. Can cause your teeth to wear more quickly and create difficulties with speech. Or can cause your teeth to chip and wear down and even cause gums to recede.

02 *Spacing*

If you have a gap between two or more teeth, you have a spacing issue. This excess space is a problem which can cause pain and gum disease. Invisalign can close the gaps to create a healthier mouth and more aesthetic smile.

03 *Cosmetic*

Crooked, misaligned teeth are very common. Teeth that aren't perfectly aligned are unique to you and can add personality and charm to your smile. However, if you're unhappy with the way your teeth look & would like a minor adjustment, you can have them realigned.

04 *Crowding*

When there isn't enough room to accommodate all of your teeth, they can overlap and twist, this is known as crowding. The reduced space between teeth allows for food to become stuck, for tartar and plaque to build up. This may contribute to tooth decay and gum disease.

01
Your Bite

A functional bite is the mainstay in maintaining healthy teeth for life. Invisalign can help with most cases involving overbites, underbites, crossbites and openbites.

02
Spacing


Invisalign can close your gaps to create a healthier mouth and more aesthetic smile. However, there are limitations in how much space needs to be closed.

03
Cosmetic

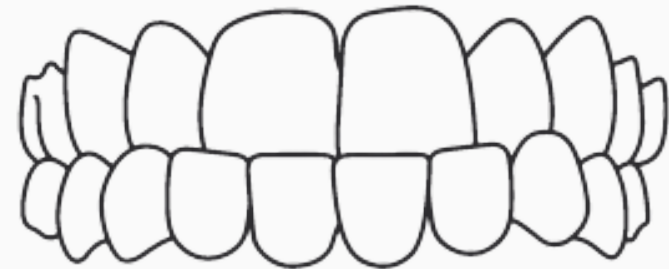
If you are looking to straighten your smile or perhaps you've had orthodontic treatment in the past, did not wear your retainers, and your teeth slightly shifted. Invisalign can be an option for you.

04
Crowding

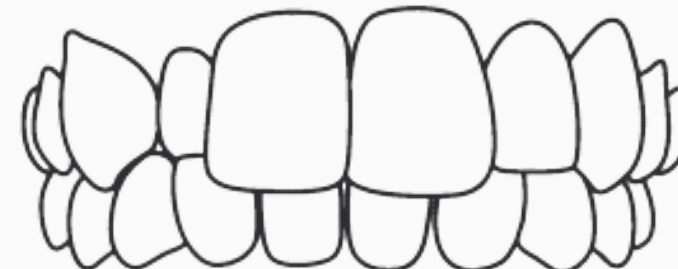
Invisalign can work for some cases of crowded teeth, depending on the severity and complexity of the problem



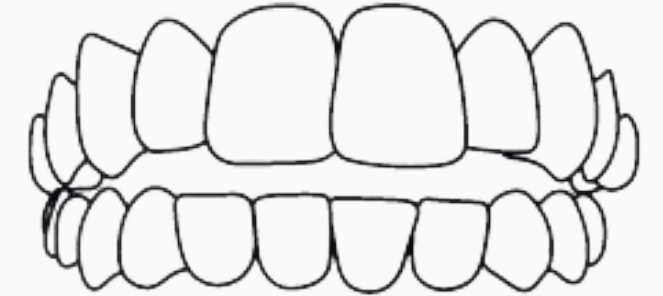
Overbite



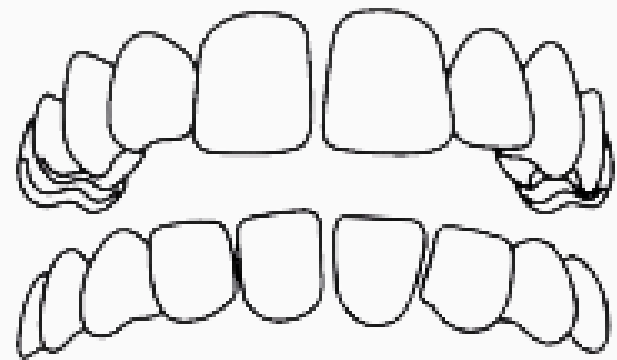
Underbite



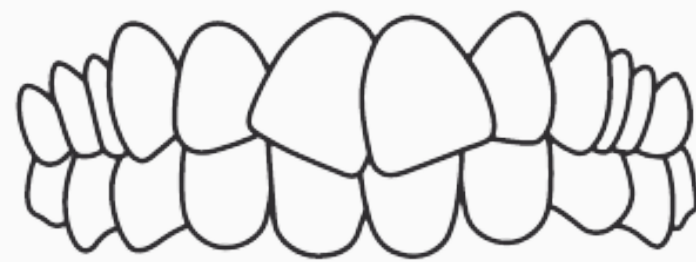
Crossbite



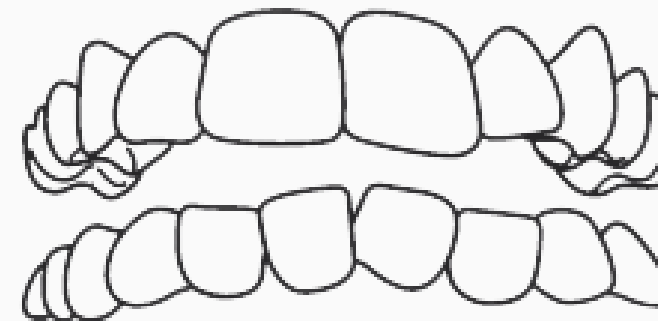
Openbite



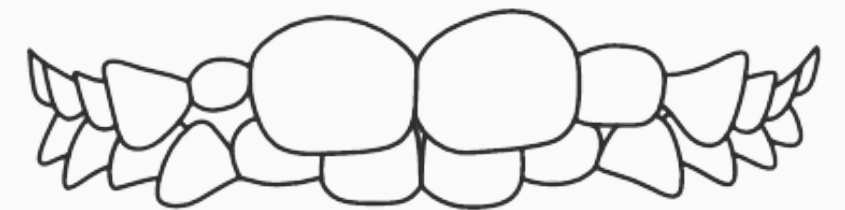
Gap Teeth



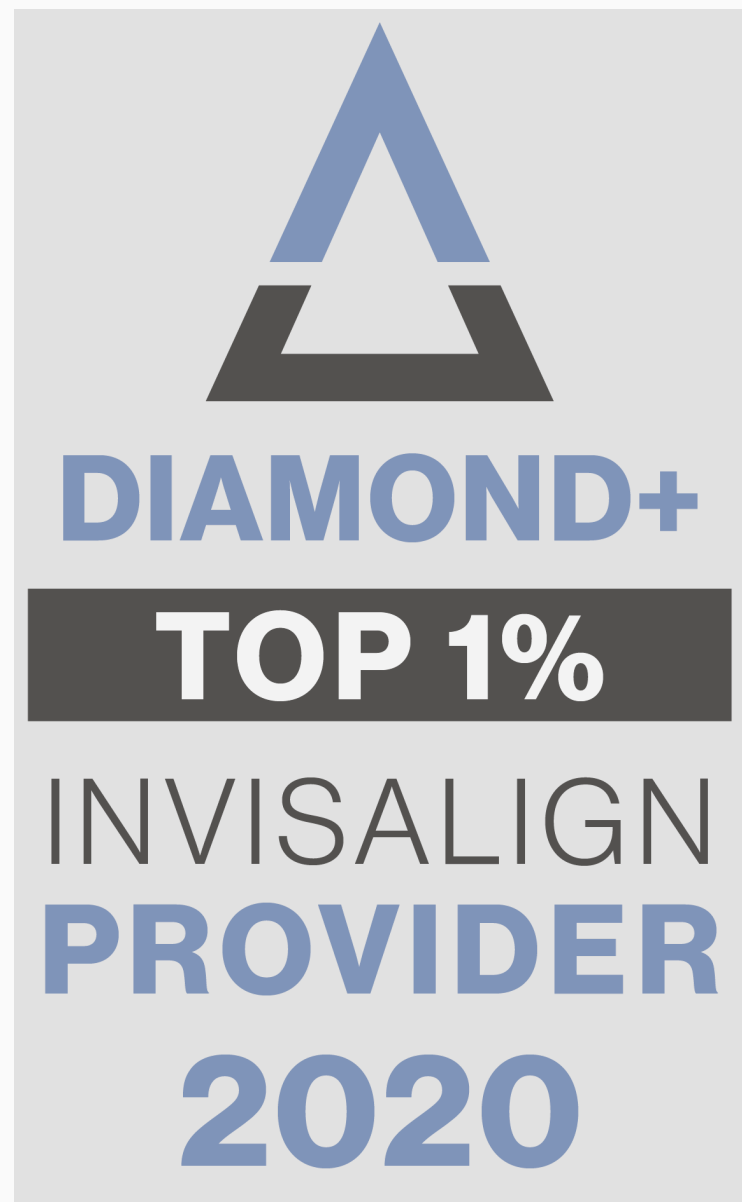
Generally Straight Teeth



Crowded Teeth



Mix of Baby & Permanent Teeth



01

We are one of the top Invisalign providers in Ontario - and we're very proud of our Diamond+ status!



02

With over 3,000 happy patients treated, trust your orthodontic treatment to a practice with extensive experience!



03

Galloro Dental Group is a family owned and operated practice, led by Dr. Cristina Galloro. Family values are the core of our offices integrity. We care for patients with compassion and professionalism.



04

We have 2 clinics in Ontario, Don Mills & Summerhill. Our patients are welcome to schedule their appointments at any location.



05

We believe that a healthy, beautiful smile should be achievable for everyone, no matter your financial situation. We provide payment plans to make affording orthodontic treatment easier than ever!



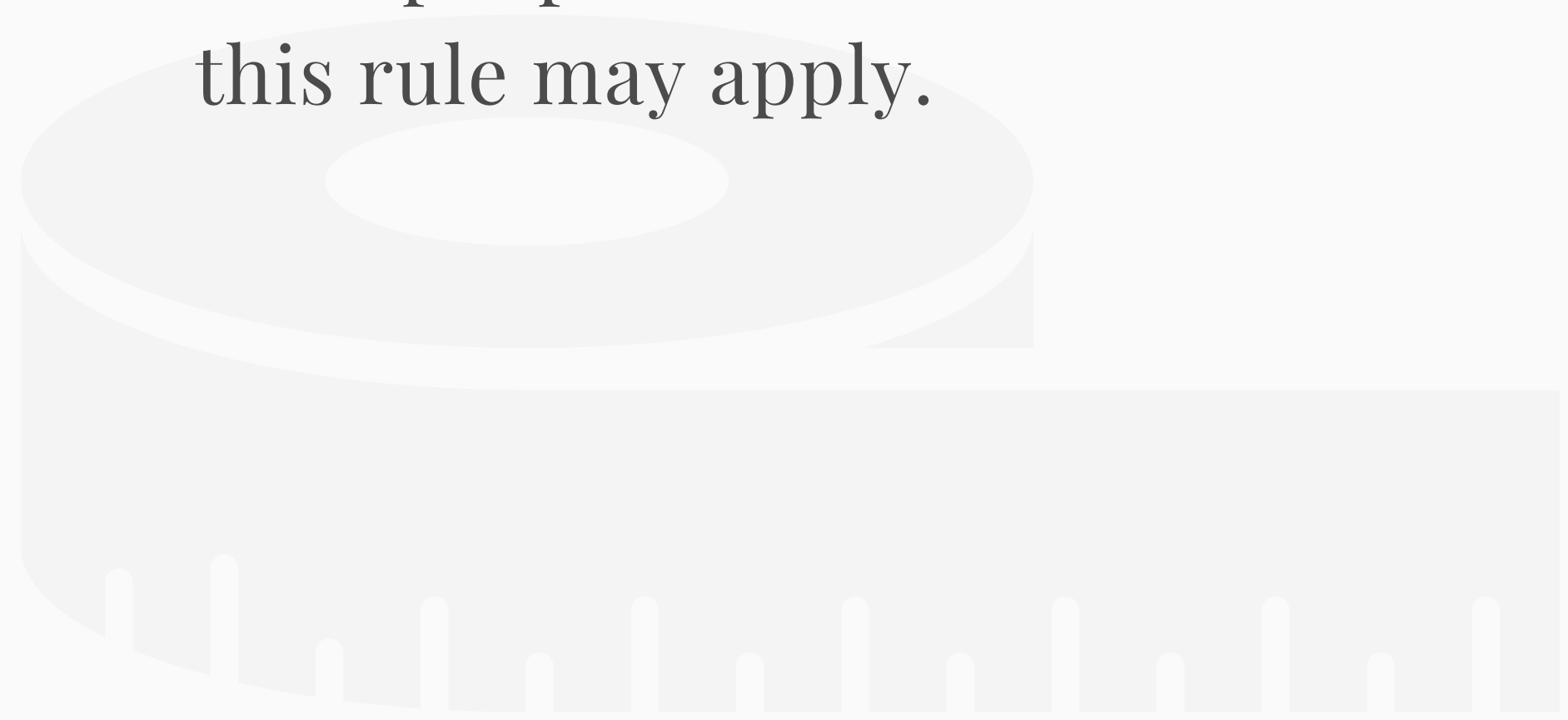
06

Our clinics make use of the most advanced Orthodontic technologies. We're proud to offer iTero digital scans, and services such as Dental Monitoring - that allow us to monitor your treatment between appointments with the use of an app.

Prior to Invisalign Treatment

01
Candidate?

Most people are candidates for Invisalign, however exceptions to this rule may apply.



02 *X-Rays*

X-rays are essential prior to beginning treatment. They allow us to evaluate tooth, root and jawbone health in addition to your current root positioning.

Intraoral (x-ray film is inside the mouth) and a panoramic extraoral (x-ray film is outside the mouth) x-rays are required.

The dentist may possibly request an additional extraoral x-ray, a cephalometric x-ray, depending on the occlusion (bite) of teeth.

Complete Oral Exam

In addition to x-rays, the dentist will perform an exam which is critical, not only to begin treatment, but for your ongoing oral health as well.

Just had a check-up?

Magnificent!

If you recently had a dental exam and/or x-rays done, our admin staff can arrange for these to get sent to our office!

Please note, it is up to the dentist to determine if your previous x-rays and exam can be used.

Are you dedicated?

Last *but* not least, is your dedication to treatment.

Achieving desired results largely depend on your compliance.

You will be responsible for wearing your aligners 22 hours per day, 7 days a week.



What is Invisalign?

Am I Covered?



IS INVISALIGN COVERED BY INSURANCE?

Many dental insurance plans cover Invisalign treatment the same way they cover braces. Your insurance may pay for a certain percentage of your Invisalign treatment, or it may pay for a certain dollar amount.

02 *Clear Aligners*

CLEAR ALIGNER TREATMENT:

The process of wearing a series of clear, removable aligners that gradually straighten your teeth.

No brackets and wires, required and none of the restrictions that come with metal braces.

03 *Invisisibile?*

VIRTUALLY INVISIBLE, YES.

They are thin, clear, and fit snugly over your teeth, making them virtually invisible, people may not even notice you're wearing them.

You can remove them to eat and drink, to brush and floss, or for special occasions.

04
Comfort

THE MATERIAL

Your custom aligners are created with comfort in mind. Using SmartTrack® material engineered specifically to ensure a great fit.

And yes, they are BPA, BPS, latex, and gluten-free.

INOVATION

05
Trimmed



20


CUT FOR COMFORT

Everyone's gumline is different, which is why each of your aligners is individually trimmed. Resulting in an aligner that looks and feels better.

Quality, check.

SUPERCALIFRAGILISTICEXPI...

When your smile is on the line, quality is everything. Each one of your unique clear aligners is examined to meet Invisalign's high quality standards.



How do I begin?

01 *3D Digital Scan*

NO MORE OOEY-GOOEY IMPRESSIONS!

Our iTero scanner allows us to take a fast and precise 3D digital scan of your teeth!

Not only is this more convenient but also much more accurate than a routine dental impression.



02 *Pictures*

SAY CHEESE!

Pictures are not only great for before-and-after comparisons, they're also a key component to treatment planning.


Aligning the teeth and jaws has potential to make a positive impact on your face shape and features. This is most common in severe cases.

Treatment Plan

AKA, YOUR CLINCHECK VIDEO

With your records complete, the dentist can now map out a custom, virtual treatment plan made just for you.

This will be e-mailed to you 2-3 weeks after your 'Record Taking' appointment.



04
I, do

ACCEPTING YOUR TREATMENT PLAN:

We will be in touch after you've had the chance to watch your virtual simulation. At this time, we will answer any questions and possibly review the video with you, once more.

When treatment plan is approved, your aligners will be manufactured and shipped to our office.

How does Invisalign Work?

But, How?

LITTLE BY LITTLE, DAY BY DAY...

Each set of aligners will gently and gradually shift your teeth into place, according to your treatment plan, until you reach your beautiful new smile.

We will be with you every step of the way to monitor your progress and ensure your aligners fit correctly

01 *Buttons*

OR, ATTACHMENTS

Are small tooth-colored shapes that are attached to your teeth.

These shapes serve as handles, giving the aligners something to gently push on in order to move your teeth with the right amount of force, and are what make complex tooth movements possible without braces.

Invisalign clear aligners fit smoothly and tightly around them, so they're barely noticeable.

02
IPR



IPR STANDS FOR: INTERPROXIMAL REDUCTION

It is a common orthodontic procedure.

The purpose of IPR is to alleviate crowding or reshape the contact between teeth in order to realign them.

What to expect

They've arrived!

YOU'RE IN GOOD HANDS

It's the first day of your new smile and time to pick up your first set of aligners at our office, AKA your 'Delivery Day' appointment!

Your 'Delivery Day'



WHEN YOU COME TO PICK UP YOUR ALIGNERS:

We will ensure your aligners fit well, which may include; IPR, placing attachments, and a cleaning.

We will then answer any questions and give you further instructions.

Crunch time!

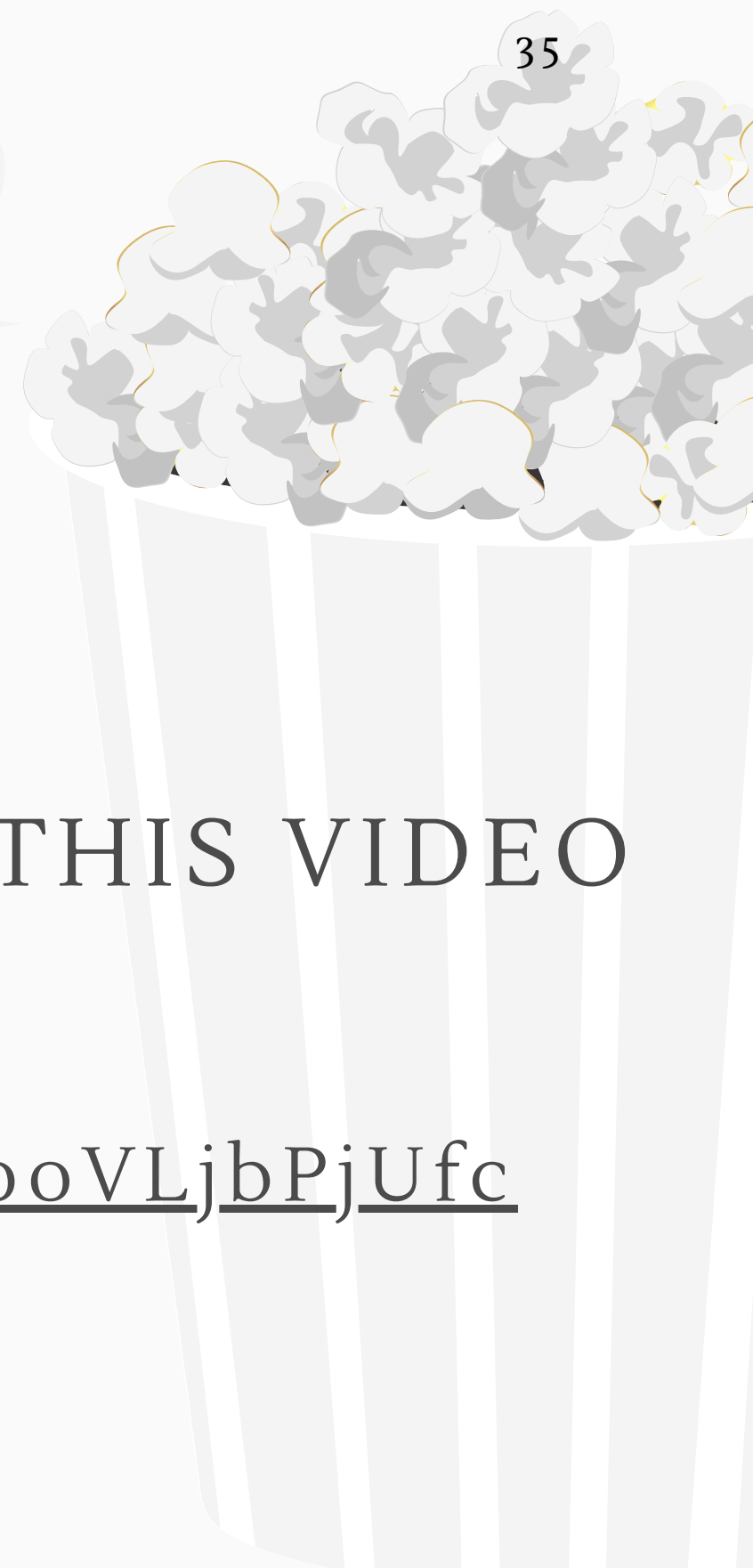
ACCELERATED INVISALIGN

We're able to offer our patients Accelerated Invisalign with Propel. An in-office or at-home orthodontic treatment option designed to help you reach your ideal smile quicker - about 50% quicker.

YOUR NEW SMILE

DM App

*Yes, you'll still
be able to
enjoy popcorn!*



PLEASE TAKE A FEW MOMENTS TO REVIEW THIS VIDEO

Dental Monitoring: <https://www.youtube.com/watch?v=ooVLjbPjUfc>

You may copy and past link into your web browser.

DM App

THE DENTAL MONITORING SMARTPHONE APP

AI software that allows us to remotely monitor your Invisalign treatment.

We will virtually check-up on your progress before switching to a new aligner.



What to expect
@ home

01 *Goodie Bag*

AFTER YOUR 'DELIVERY DAY' APPOINTMENT:

You will be given: your aligners, to be stored in a safe place & a case, to keep your aligners in while eating, drinking, brushing and flossing.

Plus you will also receive a Munchie...

02
Munchies

FACT: NO GOODIE BAG IS COMPLETE WITHOUT
SOME SORT OF 'TREAT'

Munchies are a clinically proven orthodontic enhancement device designed to maximize the accuracy of fit and effectiveness of clear aligner treatment and to provide pain relief during all stages of orthodontic treatment.

Weekly Scans

REMEMBER: YOU'RE NOT ALONE.

Once the app is installed and set up you will be constantly connected to our team. Every 5-10 days, depending on your protocol, you will scan your smile. This will allow us to analyze the progress of your tooth movement. We can make adjustments, if needed, and also message you when to move to your next aligner. It's like a virtual orthodontist appointment!

04 *Oral Hygiene*

PLEASE CONTINUE TO BRUSH & FLOSS, REGULARLY.

This is a must during Invisalign treatments. Especially after eating and drinking. Failing to clean your teeth properly can cause bacteria from your mouth to become trapped inside your Invisalign trays. If you are unable to brush and floss during the day, be sure to rinse your mouth with water, thoroughly after eating and drinking before putting your trays back in. In some cases more regular cleanings may be beneficial.


I'm done with all the aligners
I was given.

Additional Aligners

ALL PART OF THE PROCESS.

Sometimes your initial virtual treatment plan can achieve the final result, but it is common that fine tuning (aka additional aligners) is desired.

02
Retainers



DON'T LET YOUR HARD WORK GO TO WASTE!

Retainers are required post-treatment to prevent teeth from gradually shifting back toward their initial position.

03
Shine bright

WHITENING

We offer both chair-side and take-home whitening.

It's best to save teeth whitening until after you're finished with treatment as whitening with Invisalign attachments on can lead to darker spots. This is because the whitening solution ca not reach underneath the attachments.

Questions?

PLEASE REMEMBER TO NOTE DOWN ANY QUESTIONS

The doctor and/or treatment coordinator will be happy to clarify!

THE END

Thank you for your time and patience!

We look forward to virtually meeting you soon!